

---

---

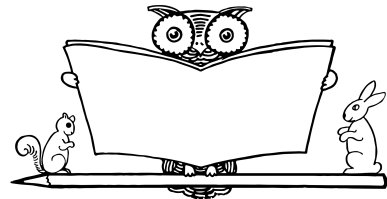
# Any Time; Any Place! Fun & Easy Ways to Support Reading at Home

With Miss Russell

Direct Student Services — Teacher on Special Assignment

---

---




# Welcome!

## Introductions:

Please introduce yourself and tell who your child is.

What have you found successful at home when reading with your child? What can be challenging?



# Reading Together as a Family is Powerful!

- Great way to connect as a family
- Builds a positive attitude towards books
- Instills a love of reading
- Builds important language skills

## Challenges:

- Time
- Kids are tired after school!
- How can I support my child when reading gets difficult?



# A Menu of Options

Every child and family is different! Please see the activities shared today as a menu of choices.

- Keep the ones that fit your style and your child's needs
- Let go of the rest :)

## GOAL:

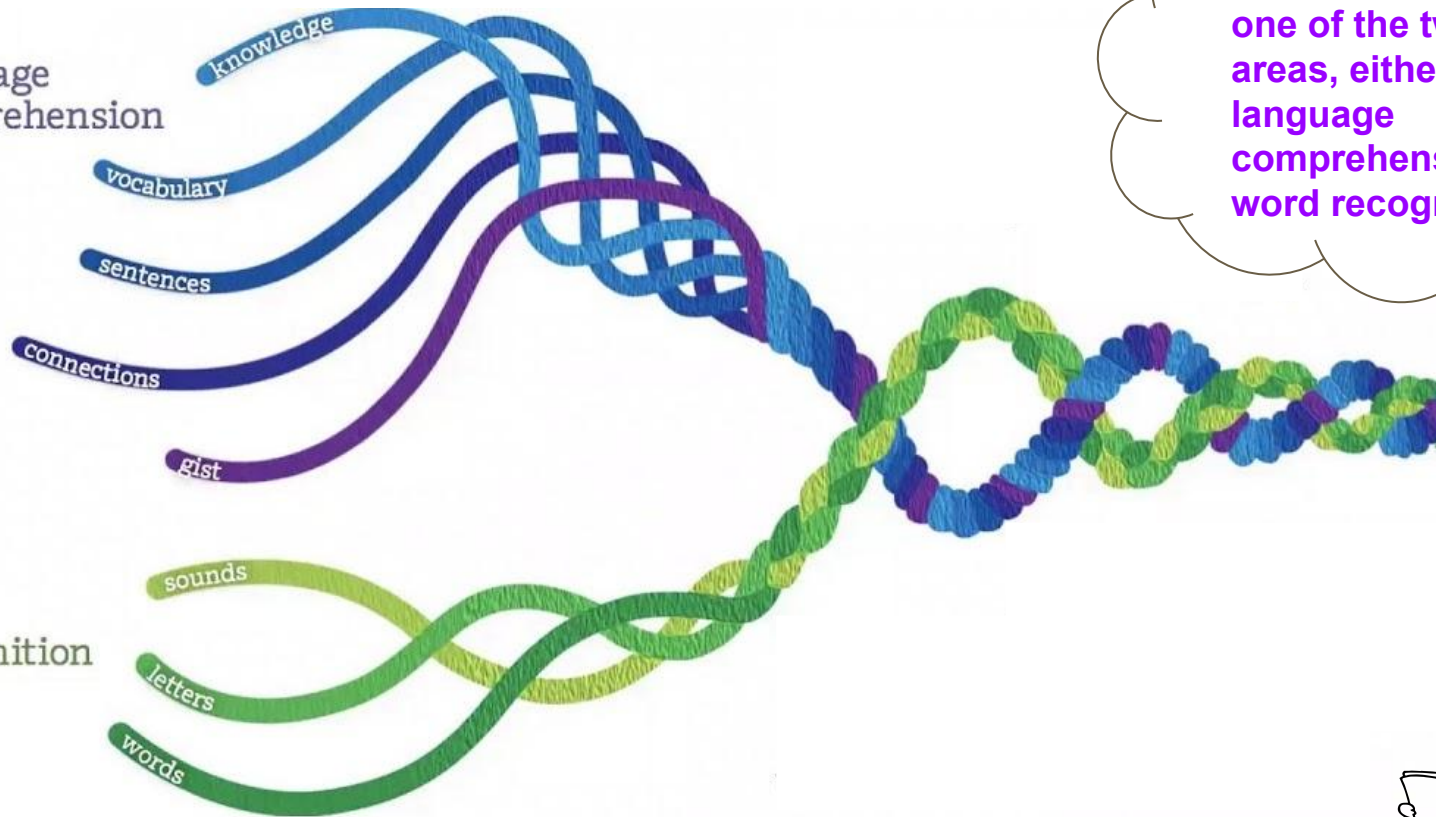
Provide ideas for activities you can do as a family that support literacy, and:

- Are fun and engaging
- Fit into your schedule
- Don't feel like homework!




# On the Menu: Two Types of Activities

language  
comprehension



Do you notice your  
child is stronger in  
one of the two  
areas, either  
language  
comprehension or  
word recognition?

word  
recognition



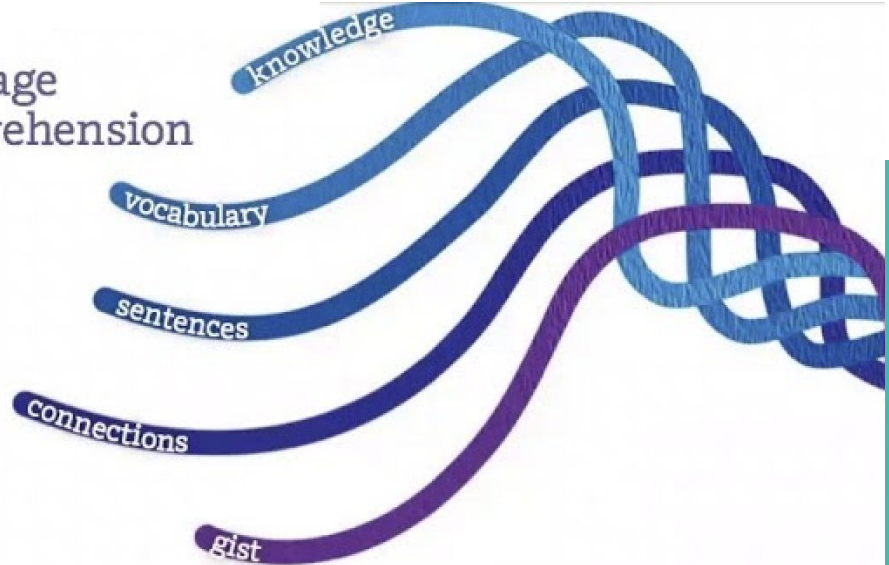
# Activities to support language comprehension



## Kindergarten-2nd Grade:

This is built **mostly** when students are **read or spoken to**. It can be in any language!

language  
comprehension



# “Plus 1” Conversations

1. Strike up a conversation! The topic can be anything.
  - a. Things you see outside
  - b. What you did that day
2. Listen to your child’s responses.
3. Repeat your child’s response back to them. Add an extra word or detail!

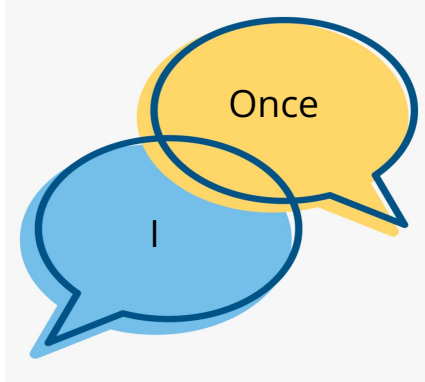


Family member:	What do you see on that tree?
Child:	I see a bird.
Family member:	I see that bird. It is <b>enormous</b> . Do you know what enormous means?

# Add a Word Story

Make up a story as a family. Each person gets to add one word at a time!

Encourages attention to sentence structure, grammar, and meaning.



Family Member 1:	Once
Family Member 2:	I
Family Member 3:	saw
Family Member 1:	a
Family Member 2:	huge
Family Member 3:	spider
...	...



# Experience the World Together Through Books!

## Did you know?

Kids under 13 can get their own library card!

Background knowledge is key to reading comprehension!

## Read together about a variety of topics:

- Try a Recommended Books List
- Explore different categories on the [Libby app](#)
  - **On the go?** Download free audiobooks
- Visiting the library? Ask the librarian for recommendations of new books



**Download Libby today!**



Have a Kindle Fire tablet? [Learn how to install Libby.](#)

## Your Choice or Our Choice?

**Can my child read this on their own?** Try the 5 Finger Test

## Five Finger Rule

0-1 = too easy

**2-3 = just right**

4 = okay to try

5+ = too hard



• Open a book to any page. Start reading. Hold up a finger every time you see a word you do not know. •

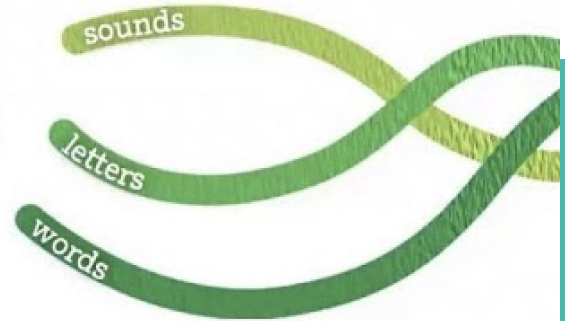
# Activities to support word recognition



## Kindergarten-2nd Grade:

This is built **mostly** when students are **reading**. It can be with books or hands-on games.

word  
recognition



# Salt Trays



1. Fill a tray with table salt.
2. Write **letters** or **words** on note cards. Shuffle them up!
3. Have your child pull a card and trace that letter or word in the salt while saying the sound or reading the word.

**Even better:** Have your child use a stick to practice proper pencil grip.

ABC's

Sight  
words

Categories  
(animals,  
names,...)



# The Detective


Time for bed! Lights out!

1. Post your sight words by your bed.

-on the wall

- on the ceiling (adult assistance needed )

2. Use your flashlight to find the words. 😊



# Nursery Rhymes and Songs


Great for helping students recognize rhyming words, syllables, and sounds.

Can be in any language!

**Challenge 1:** Fill in the blank! Recite a familiar nursery rhyme, but leave a word out! Have your child say the missing word!

**Challenge 2:** Choose a word from a nursery rhyme and think of as many words as you can that rhyme with that word!

-Or try: think of as many words as you can that start/end with the same sound as your chosen word.



# Thank you for coming!

Any questions?

Any strategies or activities you are excited to try?

Do you have any fun literacy activities that you can share with me?

## **Please take:**

- activities hand out
- recommended book list
- sight word list (if you want!)